



US00D570982S

(12) **United States Design Patent**  
**Phillips**

(10) **Patent No.:** **US D570,982 S**

(45) **Date of Patent:** **\*\* Jun. 10, 2008**

(54) **RANGE HOOD**

(57) **CLAIM**

(76) Inventor: **Wendell Michael Phillips**, 4027 County Line Road 5, Divide, CO (US) 80814

The ornamental design for a range hood, as shown and described.

(\*\*) Term: **14 Years**

**DESCRIPTION**

(21) Appl. No.: **29/264,369**

FIG. 1 is a perspective view of a range hood showing my new design;

(22) Filed: **Aug. 8, 2006**

FIG. 2 is a top plan view of the range hood;

(51) **LOC (8) Cl.** ..... **23-04**

FIG. 3 is a side view of the range hood;

(52) **U.S. Cl.** ..... **D23/372**

FIG. 4 is an end view of the range hood;

(58) **Field of Classification Search** ..... D23/372, D23/371, 370; D7/406; 126/299 D, 299 R  
See application file for complete search history.

FIG. 5 is a perspective view of a filter element of the range hood, shown separately for clarity of illustration;

FIG. 6 is a bottom plan view of the filter element of the range hood, shown separately for clarity of illustration;

(56) **References Cited**

**U.S. PATENT DOCUMENTS**

D315,204 S *	3/1991	Fleming et al.	.....	D23/372
D318,111 S	7/1991	Galassi		
D436,658 S	1/2001	Goulet		
D451,587 S	12/2001	Goulet		
D452,557 S	12/2001	Tamura		

FIG. 7 is a top plan view of the filter element of the range hood, shown separately for clarity of illustration;

FIG. 8 is an end view of the filter element of the range hood; , shown separately for clarity of illustration; and,

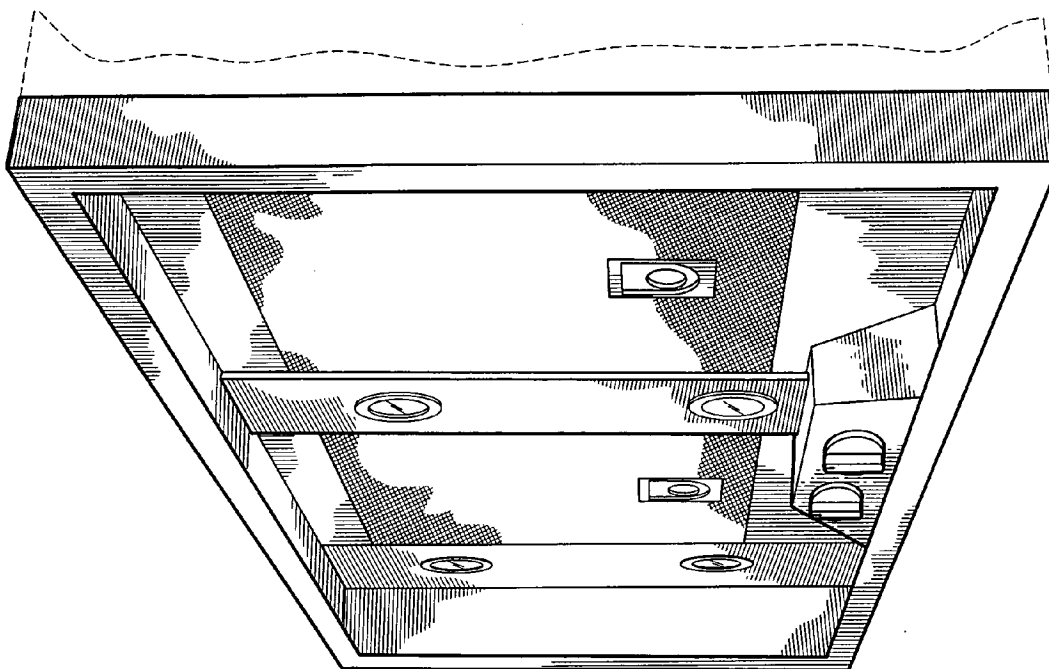
FIG. 9 is a side view of the filter element of the range hood, shown separately for clarity of illustration.

\* cited by examiner

The broken line showing of environmental structure in FIGS. 1, 3 and 4 is for illustrative purposes only and forms no part of the claimed design.

*Primary Examiner*—Lisa Lichtenstein  
(74) *Attorney, Agent, or Firm*—Brenda L. Speer, LLC;  
Brenda L. Speer

**1 Claim, 4 Drawing Sheets**



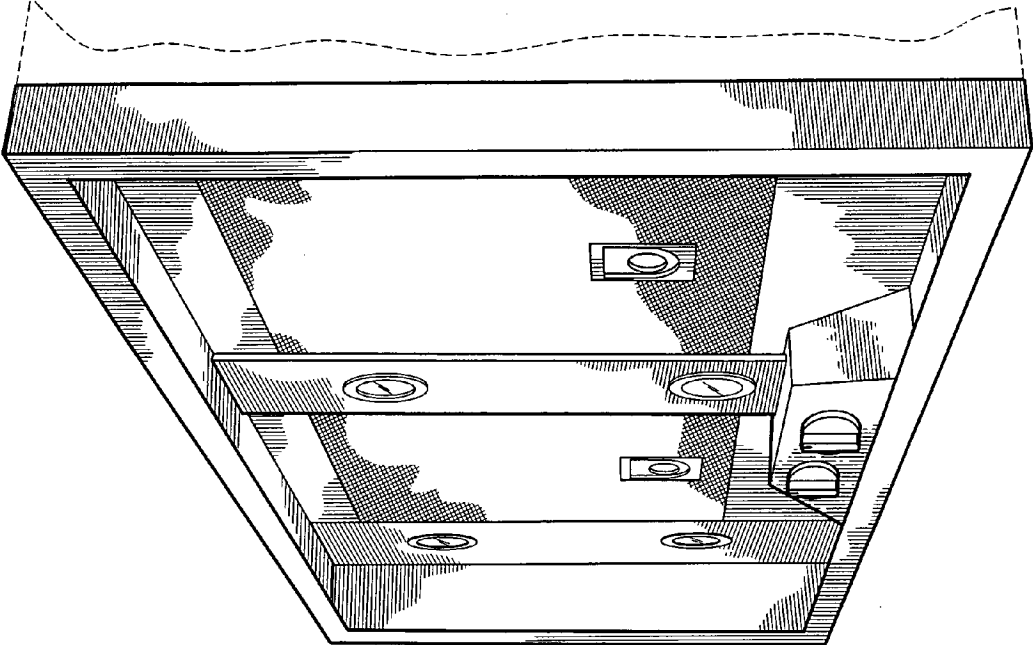


FIG.1

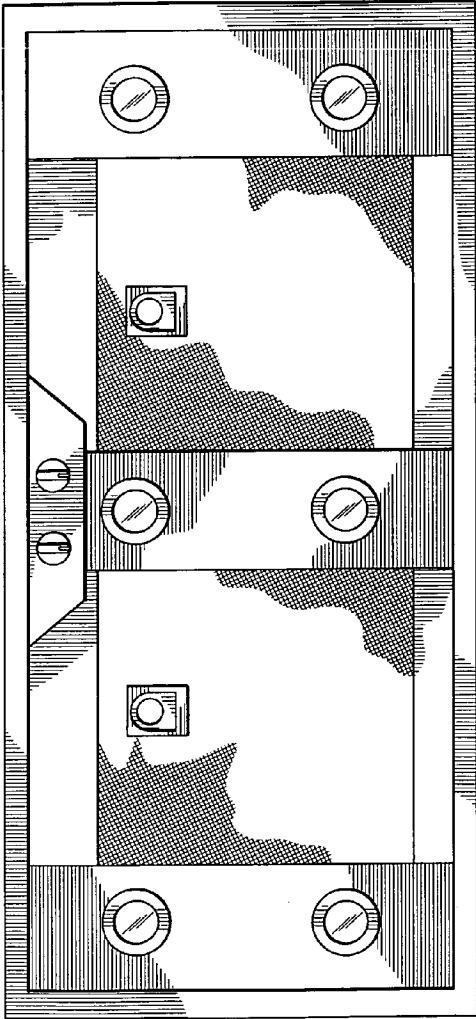


FIG. 2



FIG. 3




FIG. 4




FIG. 6




FIG. 5



FIG. 8




FIG. 7



FIG. 9