



US00D748370S

(12) **United States Design Patent**
Johnson

(10) **Patent No.:** **US D748,370 S**

(45) **Date of Patent:** **** Feb. 2, 2016**

(54) **ELECTRONIC MATERIALS NECK TIE**

(71) Applicant: **TecWares, LLC**, Colorado Springs, CO (US)

(72) Inventor: **Andrew Johnson**, Colorado Springs, CO (US)

(73) Assignee: **TecWares, LLC**, Colorado Springs, CO (US)

(**) Term: **14 Years**

(21) Appl. No.: **29/513,512**

(22) Filed: **Dec. 31, 2014**

(51) **LOC (10) Cl.** **02-05**

(52) **U.S. Cl.**
USPC **D2/605**

(58) **Field of Classification Search**
USPC D2/600, 601, 602, 603, 604, 605, 606, D2/607, 608, 609, 633; D11/200, 208
CPC ... A41D 25/00; A41D 25/003; A41D 25/005; A41D 25/006; A41D 25/008; A41D 25/02; A41D 25/12
See application file for complete search history.

(56) **References Cited**

U.S. PATENT DOCUMENTS

D161,798	S	*	1/1951	Spielmann	D2/605
4,627,113	A	*	12/1986	Lord	A41D 25/02 2/144
D294,658	S	*	3/1988	Davenport, Sr.	D2/633
D301,520	S	*	6/1989	Campbell	D2/608
D318,754	S	*	8/1991	Hughes	D2/605
D320,499	S	*	10/1991	White	D2/605
5,673,434	A	*	10/1997	Risk	A41D 25/02 2/144

D398,435	S	*	9/1998	Gray	D2/605
D509,944	S	*	9/2005	Mason	D2/608
D605,376	S	*	12/2009	Dickerson	D2/605
D663,916	S	*	7/2012	Bracey	D2/605

OTHER PUBLICATIONS

“Green and Gold Circuit Board Tie,” available for sale on-line. Publication date unknown. Retrieved from the internet on Sep. 12, 2015. URL: <http://www.techwears.com/green-and-gold-circuit-board-tie/>. (2 pages).
Circuit board tie, shown in article, 11 Wearable Tech: Circuit Chic (on-line); published on the Internet on Sep. 11, 2012, downloaded from the Internet on Sep. 19, 2015. URL: <http://techange.blogspot.com/2012/09/11-wearable-tech-circuit-chic.html>. (6 pages, see p. 2).*

* cited by examiner

Primary Examiner — Karen E. Eldridge Powers

Assistant Examiner — Jasmine Mlinarcik

(74) *Attorney, Agent, or Firm* — BL Speer & Associates; Brenda L Speer

(57) **CLAIM**

I claim the ornamental design for an electronic materials neck tie, as shown and described.

DESCRIPTION

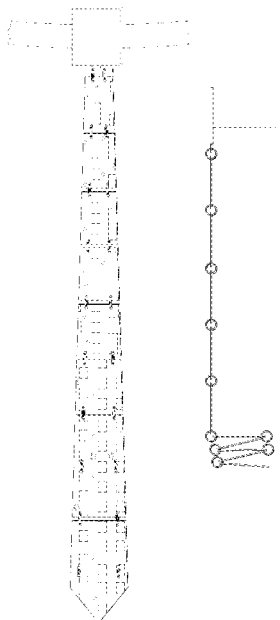
FIG. 1 is a front perspective view of an electronic materials neck tie.

FIG. 2 is a back perspective view of the electronic materials neck tie; and,

FIG. 3 is a side view of the electronic materials neck tie showing the neck tie partially folded.

The broken line showing of environmental structure in FIGS. 1-3 form no part of the claimed design.

1 Claim, 3 Drawing Sheets



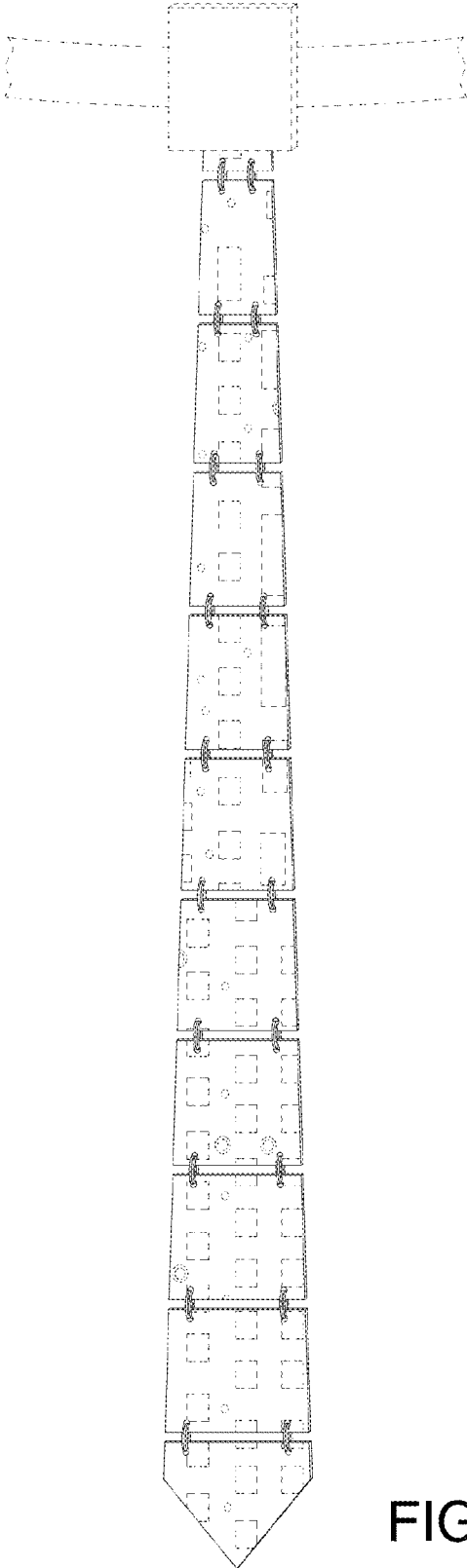


FIG. 1

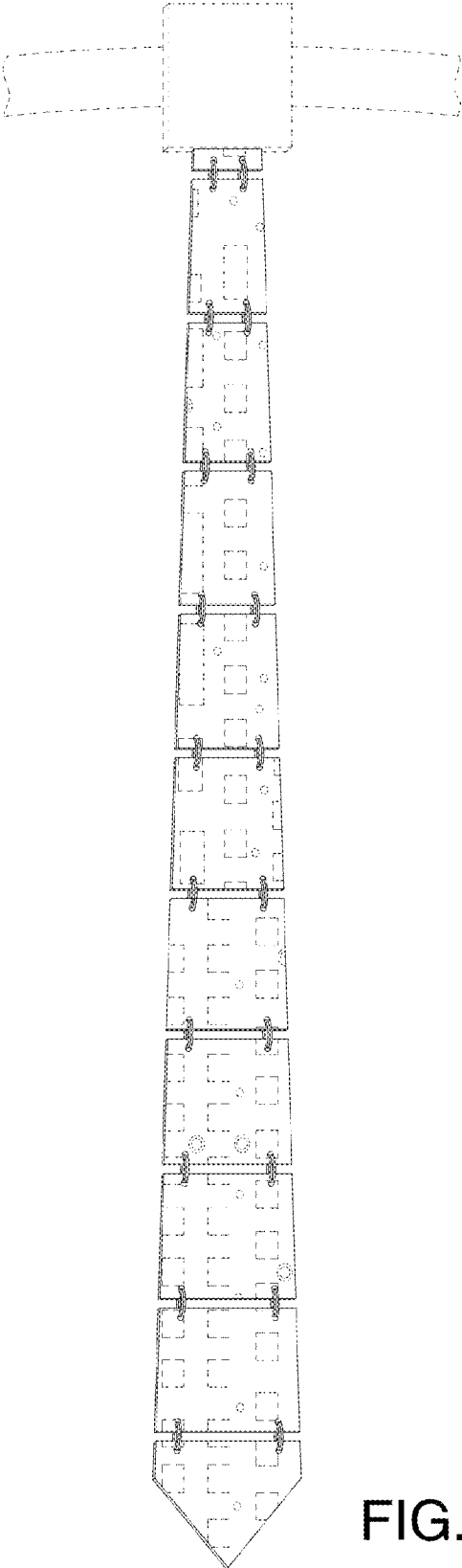


FIG. 2

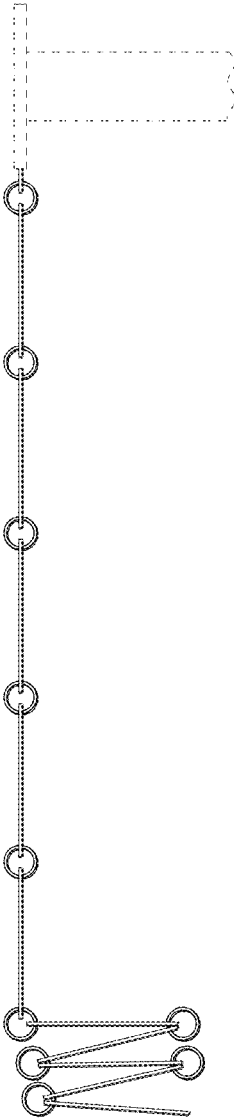


FIG. 3